


CCSE-030M-Request order pins (11 to 39 pins) 0.3mm pitch

Information about discrete wiring

When using the discrete pad with three pins on each side, it may be difficult to wire because of interference with the screw part of the wiring cover. Please refer to the photo below for wiring.



*The picture shows a S Body (19mm width), however, the procedures for a M Body (24mm width) are the same. Please note that the rubber that holds the wiring has been removed for photographic purposes.

Information about flexible cable connector wiring

For mounting a connector for 0.5 pitch FFC.

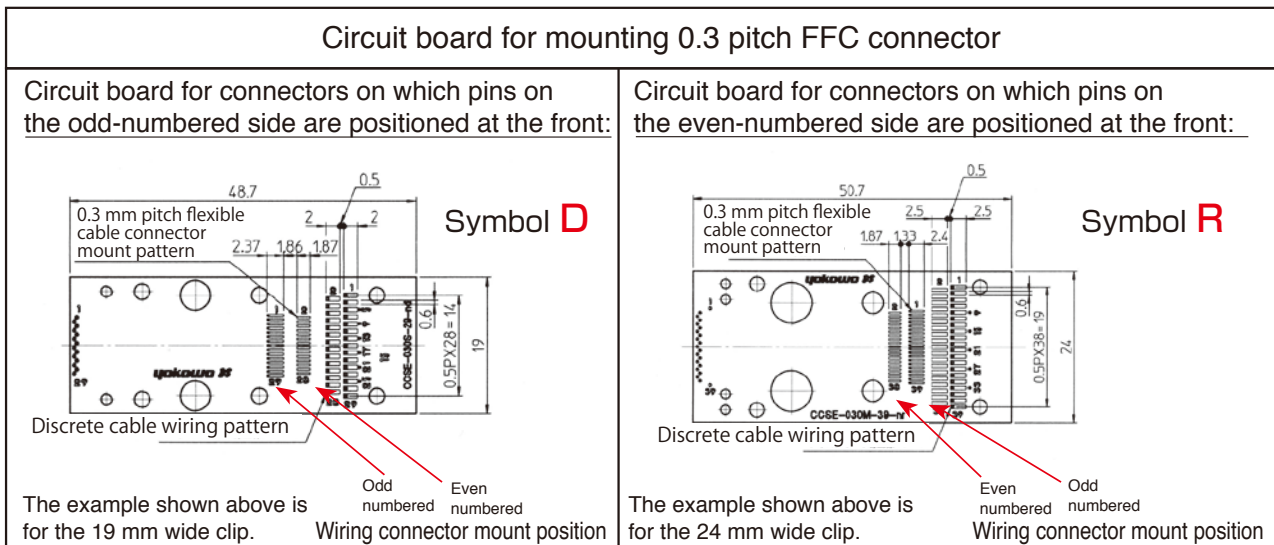
With the cover installed, up to 29 pins of 0.5 pitch flexible cable can be used.

With flexible wiring of 30 to 39 pins, use CCSE-030L-pin number or CCSE-030L-pin number-ZZ.

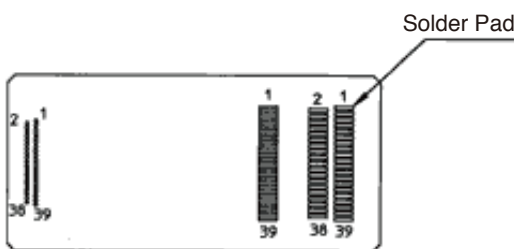
You may select circuit board for mounting 0.3mm pitch FFC connector.

Please specify the required board type in the "Clip Connector Inquiry Sheet".

*If you do not specify a board type, circuit board for mounting 0.5mm pitch connector will be used.



*guide adjust by center point.

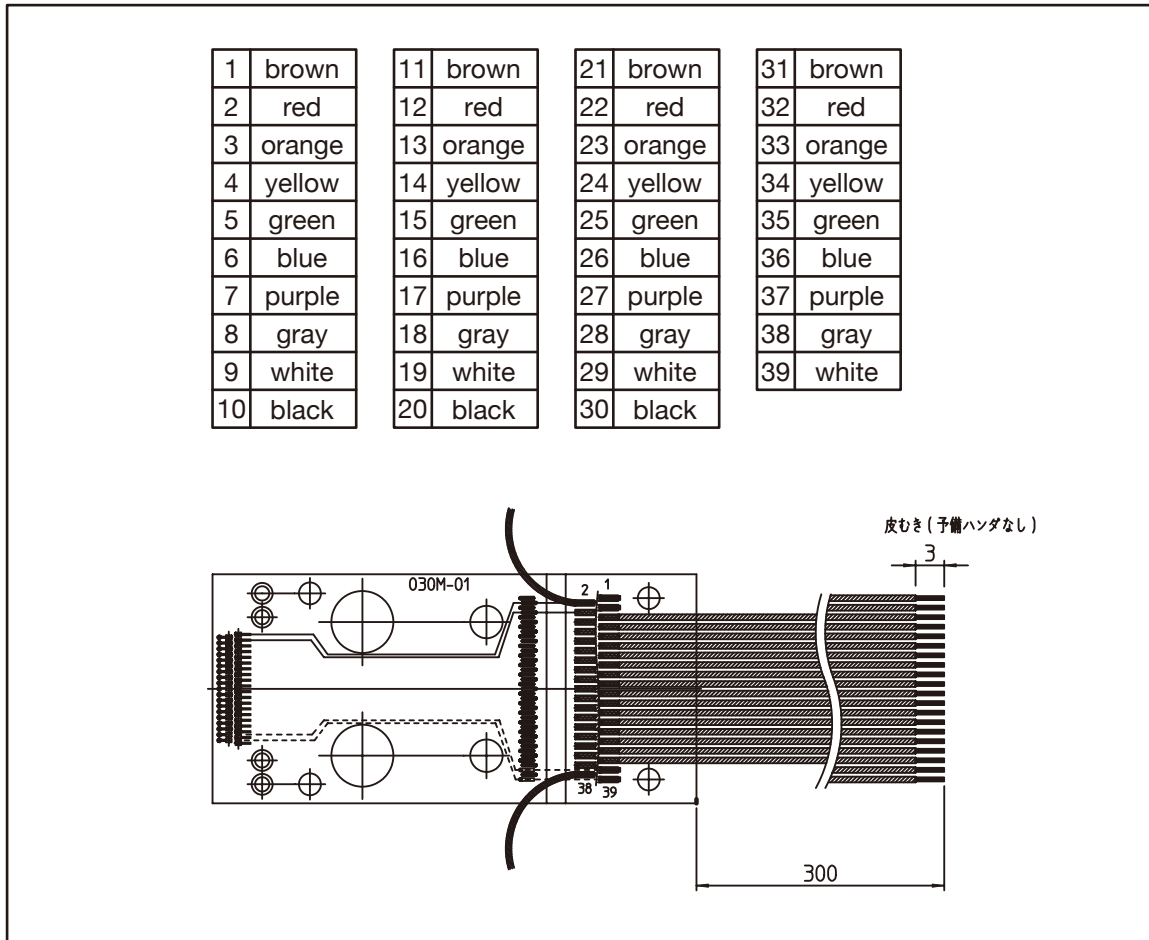


PCB No.:H has soldering for discrete wiring of 39 pins

Contact pins	Unused soldering pad No.	
11pins	1 2 3 4 5 6 7 8 9 10 11 12 13 14	26 27 28 29 30 31 32 33 34 35 36 37 38 39
13	1 2 3 4 5 6 7 8 9 10 11 12	26 27 28 29 30 31 32 33 34 35 36 37 38 39
15	1 2 3 4 5 6 7 8 9 10 11 12	28 29 30 31 32 33 34 35 36 37 38 39
17	1 2 3 4 5 6 7 8 9 10	28 29 30 31 32 33 34 35 36 37 38 39
19	1 2 3 4 5 6 7 8 9 10	30 31 32 33 34 35 36 37 38 39
21	1 2 3 4 5 6 7 8	30 31 32 33 34 35 36 37 38 39
23	1 2 3 4 5 6 7 8	32 33 34 35 36 37 38 39
25	1 2 3 4 5 6	32 33 34 35 36 37 38 39
27	1 2 3 4 5 6	34 35 36 37 38 39
29	1 2 3 4	34 35 36 37 38 39
31	1 2 3 4	36 37 38 39
33	1 2	36 37 38 39
35	1 2	38 39
37		38 39
39		

*If even no pins is requested, we must ensure that no usage of solder pad and pin No.

■ **Discrete pre-wired substrate** request order pins (11 to 39 pins)

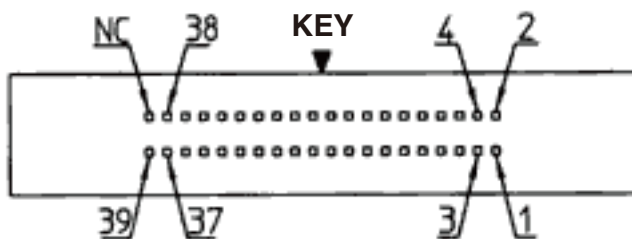


Refer to the above diagram for the relationship between substrate pattern and the color of the line material.

However, be sure to note that the required wiring will vary with the specifications of the clip connector (pin layout).

10-color discrete wiring with core diameter of 0.24 mm, external insulation diameter of 0.54 mm, wire length of 300 mm from board edge, and ends stripped to a length of 3 mm.

CCSE-030M-Request order pins-FRC (11 to 39 pins)



Connector pin No.