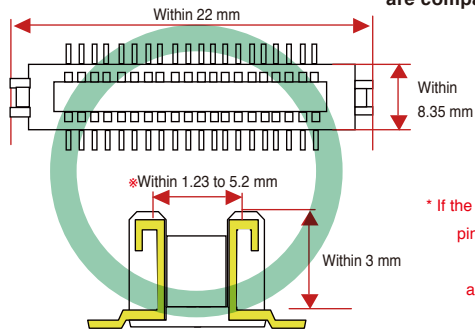


Necessary connector dimensions

Compatibility range

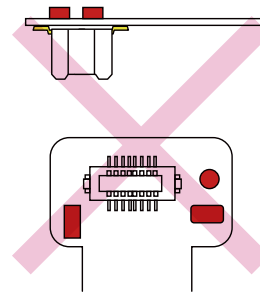
The BtoB connectors whose dimensions are within the range shown below are compatible with this product.



* If the space between 2 rows of the pin block is less than 1.23 mm, 1,800 yen will be added as a narrow-pitch processing fee.

Example of incompatible product

If the target item to be inspected is in a condition shown below, this product cannot be used.

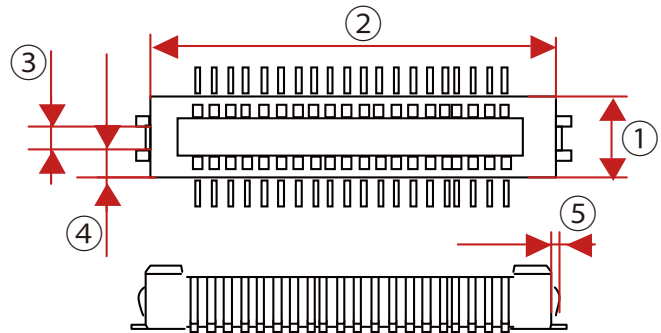


- Case involving interfering objects, such as mounted parts, on the back of the BtoB connector
- Case involving interfering objects, such as mounted parts, in the periphery of the BtoB connector

Please send DXF data by e-mail, or send a diagram indicating the following

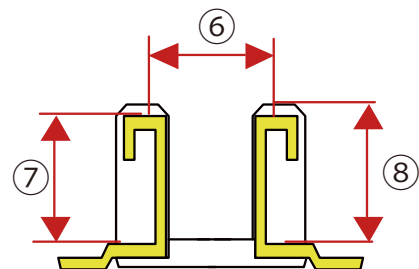
[A] External connector dimensions

- ① Depth
- ② Breadth
- ③ Width of protrusions (e.g., claw)
- ④ Position of ③ above
- ⑤ Height of ③ above



[B] Connector terminal dimensions

- ⑥ Distance between terminals (flat places or terminal centers)
- ⑦ Peak terminal height from lead surface
- ⑧ Peak connector height from lead surface



[C] External flex dimensions and positional relationship between the connector and inspection item

- ⑨ Diagram showing at least external flex dimensions and rough configuration of the BtoB connector and adjacent periphery

Flex thickness (including reinforcing plate)
Surface stiffening plate mandatory

