

### ● Discrete wire soldering

• Follow the procedure below as you make wiring.

<Connected to the back type>

- (1) Take off two screws on right and left sides of a hinge block.
- (2) Pull out a hinge block backward.
- (3) Take off two M3 screws on the floating guide, and remove the floating guide, pin block, and board.
- (4) Turn the board over and take off the two screws fixing the board, and replace the probe.

### ● Replacing the probes

Pull out worn probes with tweezers. Insert new probes. (The probes used in the BBSP and CCBB series are a double-ended type. The probe tips contact the PCB to form connections. The probes are not soldered and are easily detached.) Reinstall the PCB in the original position.

### ● Flex wiring by means of a flex connector

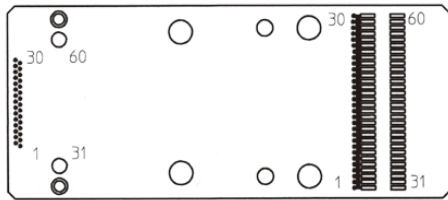
- A 0.4-mm pitch BtoB connector can be used.
- In the same way as for soldering of discrete wires described above, remove the board and, referring to the diagram below, wire to the solder pads that are used depending on pin numbers set.

### ● FRC connector-fitted wiring

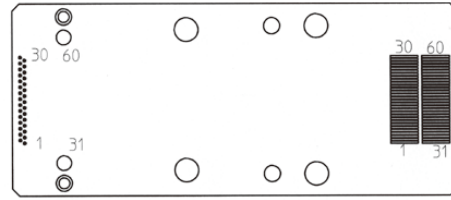
- The FRC connector used here is HIF6-32•40•60PA1.27DS (1.27 pitch), made by Hirose Electric Co.
- Cable for relay-wiring to this product is available. The 1.27-pitch relay flat ribbon cable (FCH series) is the one you can choose for use here.

## Discrete wiring type and BtoB (board-to-board) connector wiring type

### ■ CCBB-040-pin number



### ■ CCBB-040-pin number-BB

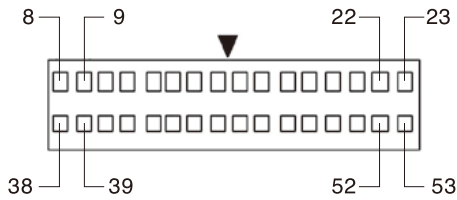


Contact pins	Unused solder pad pins no. & FRC connector pin no.																																																											
10 pins	1 2 3 4 5 6 7 8 9 10 11 12 13	19 20 21 22 23 24 25 26 27 28 29 30	31 32 33 34 35 36 37 38 39 40 41 42 43	49 50 51 52 53 54 55 56 57 58 59 60																																																								
12	1 2 3 4 5 6 7 8 9 10 11 12	19 20 21 22 23 24 25 26 27 28 29 30	31 32 33 34 35 36 37 38 39 40 41 42	49 50 51 52 53 54 55 56 57 58 59 60																																																								
14	1 2 3 4 5 6 7 8 9 10 11 12	20 21 22 23 24 25 26 27 28 29 30	31 32 33 34 35 36 37 38 39 40 41 42	50 51 52 53 54 55 56 57 58 59 60																																																								
16	1 2 3 4 5 6 7 8 9 10 11	20 21 22 23 24 25 26 27 28 29 30	31 32 33 34 35 36 37 38 39 40 41	50 51 52 53 54 55 56 57 58 59 60																																																								
18	1 2 3 4 5 6 7 8 9 10 11	21 22 23 24 25 26 27 28 29 30	31 32 33 34 35 36 37 38 39 40 41	51 52 53 54 55 56 57 58 59 60																																																								
20	1 2 3 4 5 6 7 8 9 10	21 22 23 24 25 26 27 28 29 30	31 32 33 34 35 36 37 38 39 40	51 52 53 54 55 56 57 58 59 60																																																								
22	1 2 3 4 5 6 7 8 9 10	22 23 24 25 26 27 28 29 30	31 32 33 34 35 36 37 38 39 40	52 53 54 55 56 57 58 59 60																																																								
24	1 2 3 4 5 6 7 8 9	22 23 24 25 26 27 28 29 30	31 32 33 34 35 36 37 38 39	52 53 54 55 56 57 58 59 60																																																								
26	1 2 3 4 5 6 7 8 9	23 24 25 26 27 28 29 30	31 32 33 34 35 36 37 38 39	53 54 55 56 57 58 59 60																																																								
28	1 2 3 4 5 6 7 8	23 24 25 26 27 28 29 30	31 32 33 34 35 36 37 38	53 54 55 56 57 58 59 60																																																								
30	1 2 3 4 5 6 7 8	24 25 26 27 28 29 30	31 32 33 34 35 36 37 38	54 55 56 57 58 59 60																																																								
32	1 2 3 4 5 6 7	24 25 26 27 28 29 30	31 32 33 34 35 36 37	54 55 56 57 58 59 60																																																								
34	1 2 3 4 5 6 7	25 26 27 28 29 30	31 32 33 34 35 36 37	55 56 57 58 59 60																																																								
36	1 2 3 4 5 6	25 26 27 28 29 30	31 32 33 34 35 36	55 56 57 58 59 60																																																								
38	1 2 3 4 5 6	26 27 28 29 30	31 32 33 34 35 36	56 57 58 59 60																																																								
40	1 2 3 4 5	26 27 28 29 30	31 32 33 34 35	56 57 58 59 60																																																								
42	1 2 3 4 5	27 28 29 30	31 32 33 34 35	57 58 59 60																																																								
44	1 2 3 4	27 28 29 30	31 32 33 34	57 58 59 60																																																								
46	1 2 3 4	28 29 30	31 32 33 34	58 59 60																																																								
48	1 2 3	28 29 30	31 32 33	58 59 60																																																								
50	1 2 3	29 30	31 32 33	59 60																																																								
52	1 2	29 30	31 32	59 60																																																								
54	1 2	30	31 32	60																																																								
56	1	30	31	60																																																								
58	1																																																											
60																																																												

# FRC connector-fitted wiring

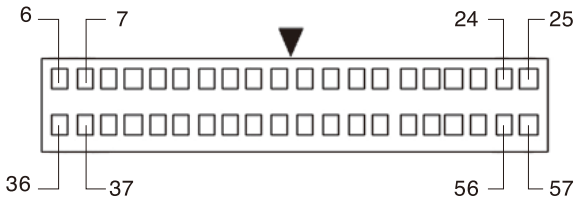
## ■CCBB-040-pin number-FRC (10 ~ 60pins)

### 10 ~ 32 pins



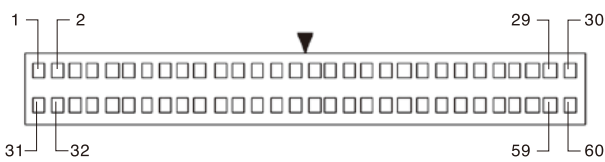
CCBB-040-pin number-FRC (32pins FRC connector Type)											
CCBB-040T-pin number-FRC (32pins FRC connector Type)											
contact pins	Unused <b>probe solder pad</b> No.and Connector-pin No.										
10pins	8 38	9 39	10 40	11 41	12 42	13 43	19 49	20 50	21 51	22 52	23 53
12	8 38	9 39	10 40	11 41	12 42		19 49	20 50	21 51	22 52	23 53
14	8 38	9 39	10 40	11 41	12 42			20 50	21 51	22 52	23 53
16	8 38	9 39	10 40	11 41				20 50	21 51	22 52	23 53
18	8 38	9 39	10 40	11 41					21 51	22 52	23 53
20	8 38	9 39	10 40						21 51	22 52	23 53
22	8 38	9 39	10 40							22 52	23 53
24	8 38	9 39								22 52	23 53
26	8 38	9 39									23 53
28	8 38										23 53
30	8 38										
32											

### 34 ~ 40 pins



CCBB-040-pin number-FRC (40pins FRC connector Type)										
CCBB-040T-pin number-FRC (40pins FRC connector Type)										
contact pins	Unused <b>probe solder pad</b> No.and Connector-pin No.									
34pins	6 36	7 37								25 55
36	6 36									25 55
38	6 36									
40										

### 42 ~ 60 pins



CCBB-040-pin number-FRC (60pins FRC connector Type)										
CCBB-040T-pin number-FRC (60pins FRC connector Type)										
contact pins	Unused <b>probe solder pad</b> No.and Connector-pin No.									
42pins	1 31	2 32	3 33	4 34	5 35		27 57	28 58	29 59	30 60
44	1 31	2 32	3 33	4 34			27 57	28 58	29 59	30 60
46	1 31	2 32	3 33	4 34				28 58	29 59	30 60
48	1 31	2 32	3 33					28 58	29 59	30 60
50	1 31	2 32	3 33						29 59	30 60
52	1 31	2 32							29 59	30 60
54	1 31	2 32								30 60
56	1 31									30 60
58	1 31									
60										

## When using this product with fixing on the stand, etc.

### ● Connected to the back type

•Take off the screws (two on the right and left) besides the hinge block, pull out a floating guide backward, and take off the two M3 screws from the upper section of the pin block. So, the floating guide, pin block and PCB come off at the same time. Fix the rest of base block to the stand with M3 plate screws, and put back the part that have been taken off back on.

### ● Advice of the positioning pin

The base, holding board, and wiring cover have holes for the positioning pins. It is recommended to use a positioning pin when assembly/disassembly to a stand is repeatedly done.

